

**7th International Nitrogen Initiative 2016 (INI), Dec. 04-08, 2016  
Melbourne, Australia**

*Effect of a new urease inhibitor on NH<sub>3</sub> volatilization  
and N utilization in maize in NCP*

**Qianqian Li\*, Xuejun Liu , Fusuo Zhang,  
Gregor Pasda, Alexander Wissemeier**

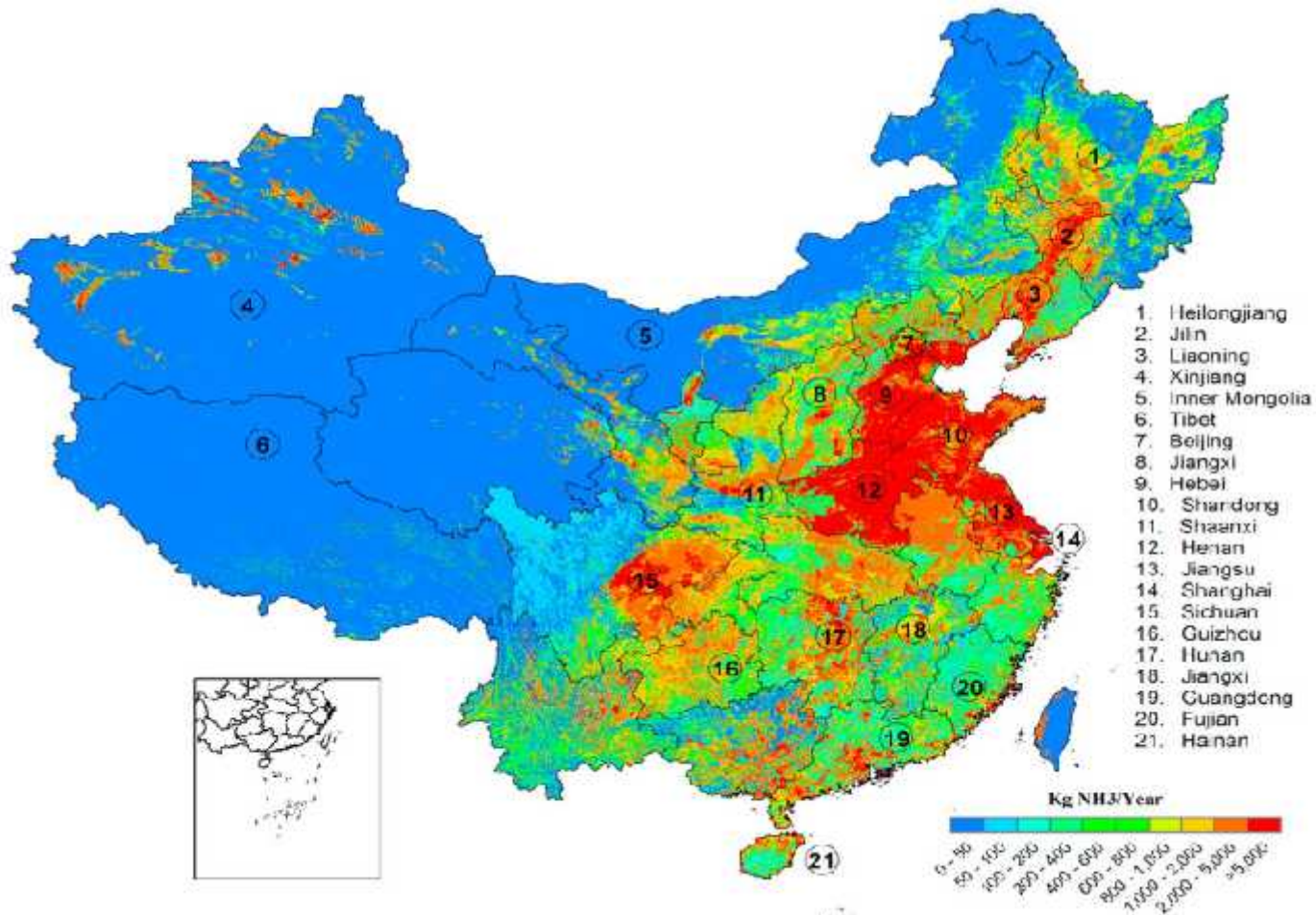


\* [lilli@cau.edu.cn](mailto:lilli@cau.edu.cn)

\* Postdoc, China Agricultural University, CHN



# Map of NH<sub>3</sub> emission in China



**NH<sub>3</sub> emission in China were approximately 9.8 Tg/Year**

Huang et al., 2012

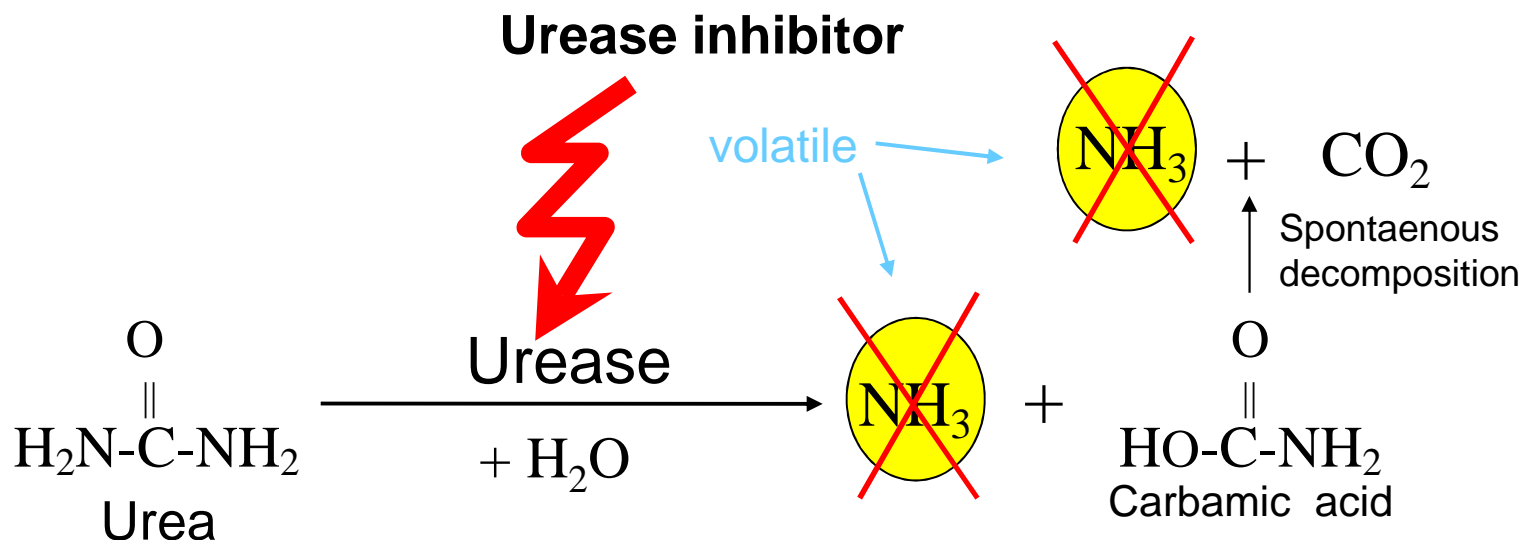
# Impact of NH<sub>3</sub> volatilization

---

- Financial losses for the farmer.
- Ecological effects include acidification of soil, reduced biodiversity, and eutrophication of aquatic ecosystems.
- Effects on human health include negative impacts of air pollution and smog (e.g., PM<sub>2.5</sub>).



# mode of action of urease inhibitors



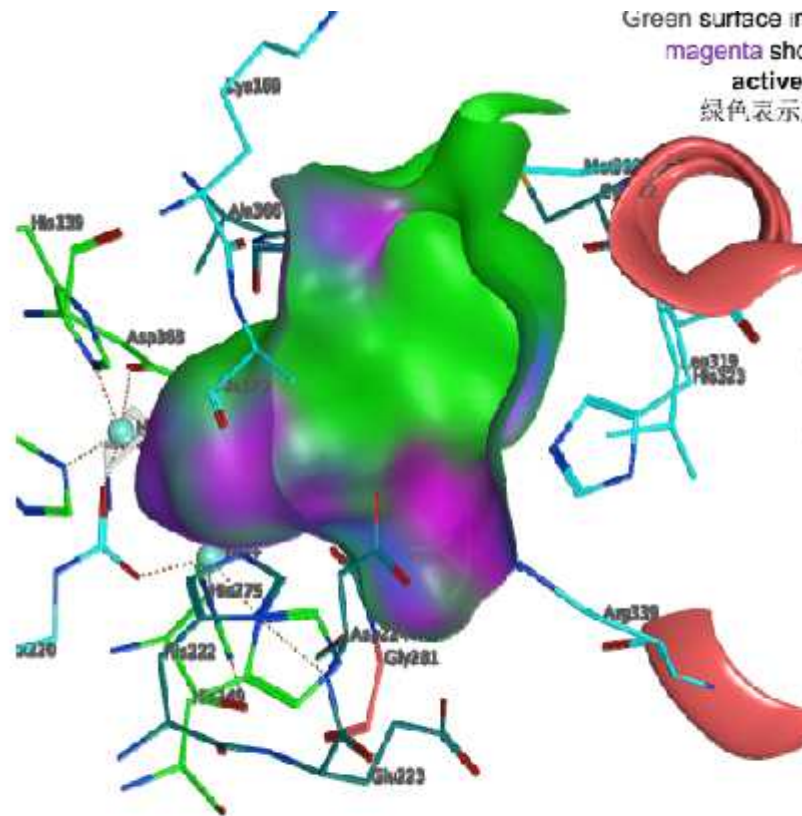
**Urease inhibitors inhibit the activity of enzyme urease for a certain period of time and so can reduce NH<sub>3</sub> emissions**

**LIMburgerhof Urea Stabilizer (Limus<sup>®</sup>)**

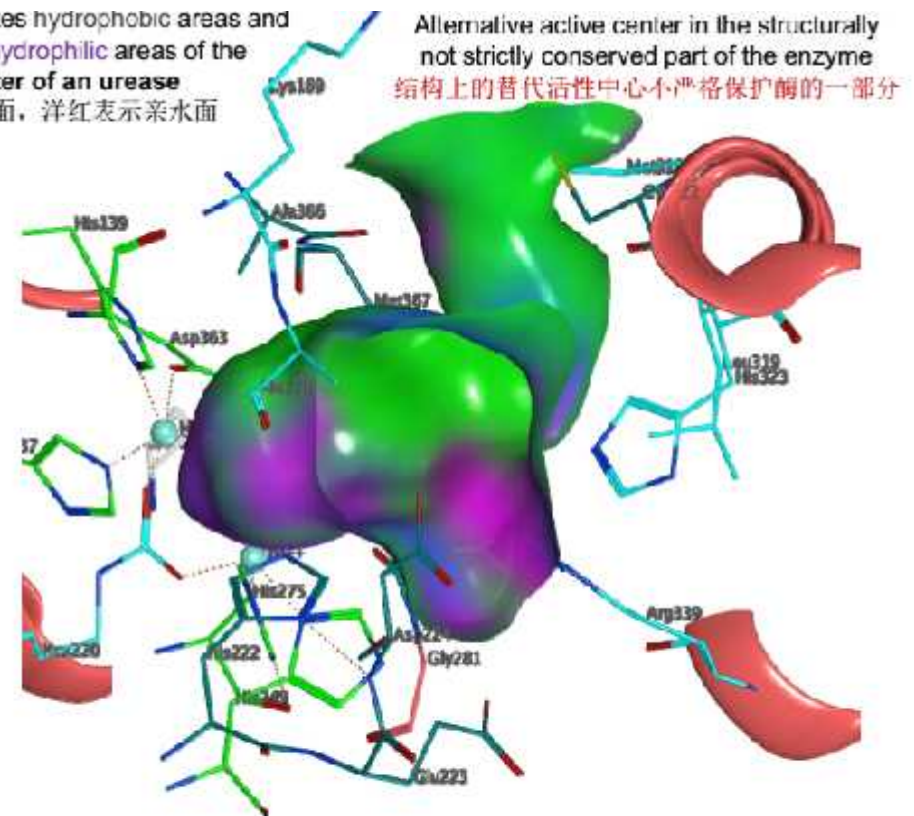
**Synergistic action of 75%NBPT with 25%NPPT**



# Ureases in soils differ and require different inhibitors



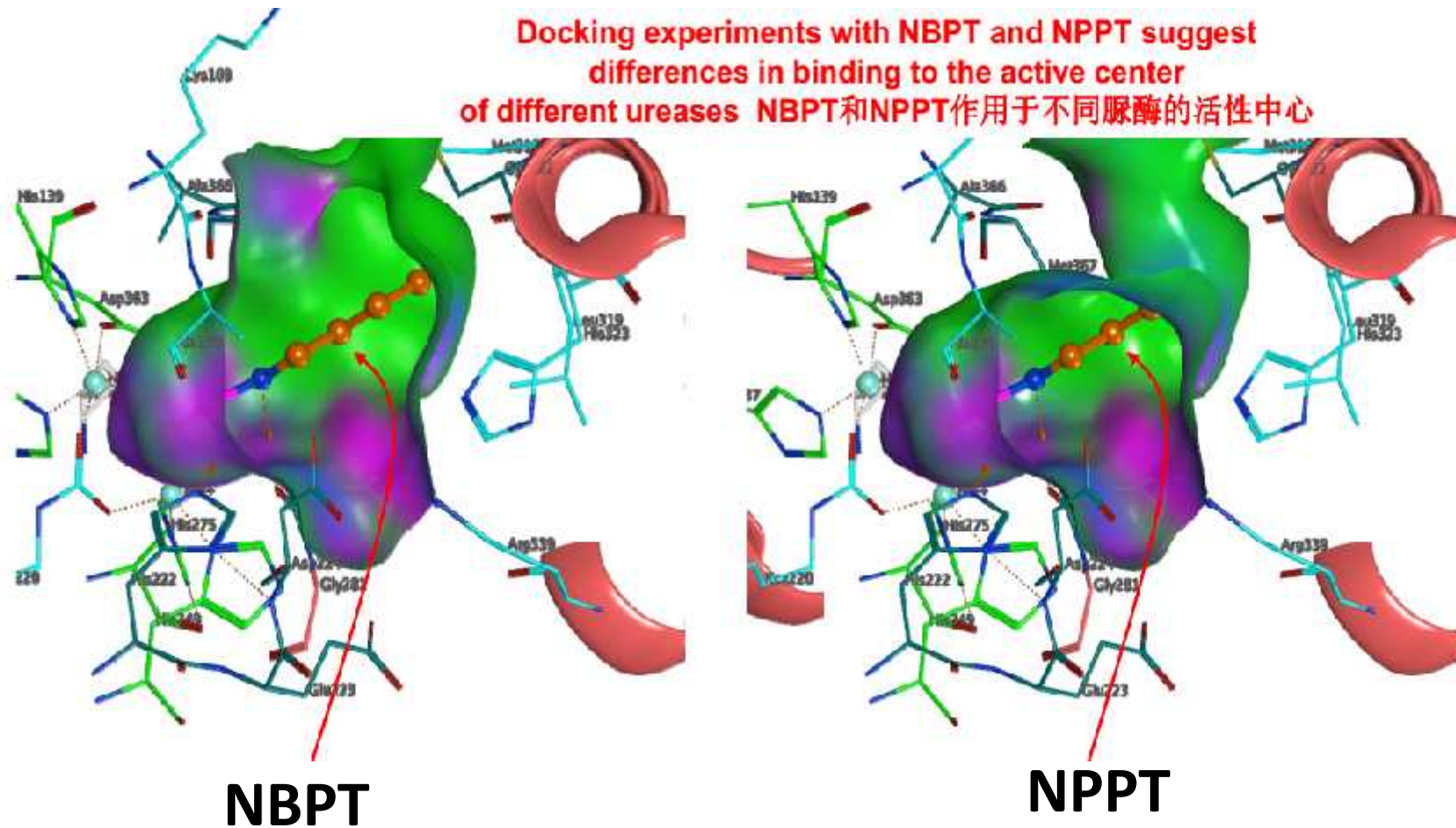
Experimental 3D structure of the active center of urease from *Bacillus pasteurii*



Experimental 3D structure of the active center of urease after a *in silico* point mutation (Pearson *et al.* (1997) *Biochem.* 36, 8164)

**in silico modelling**

# Ureasases in soils differ and require different inhibitors



in silico modelling

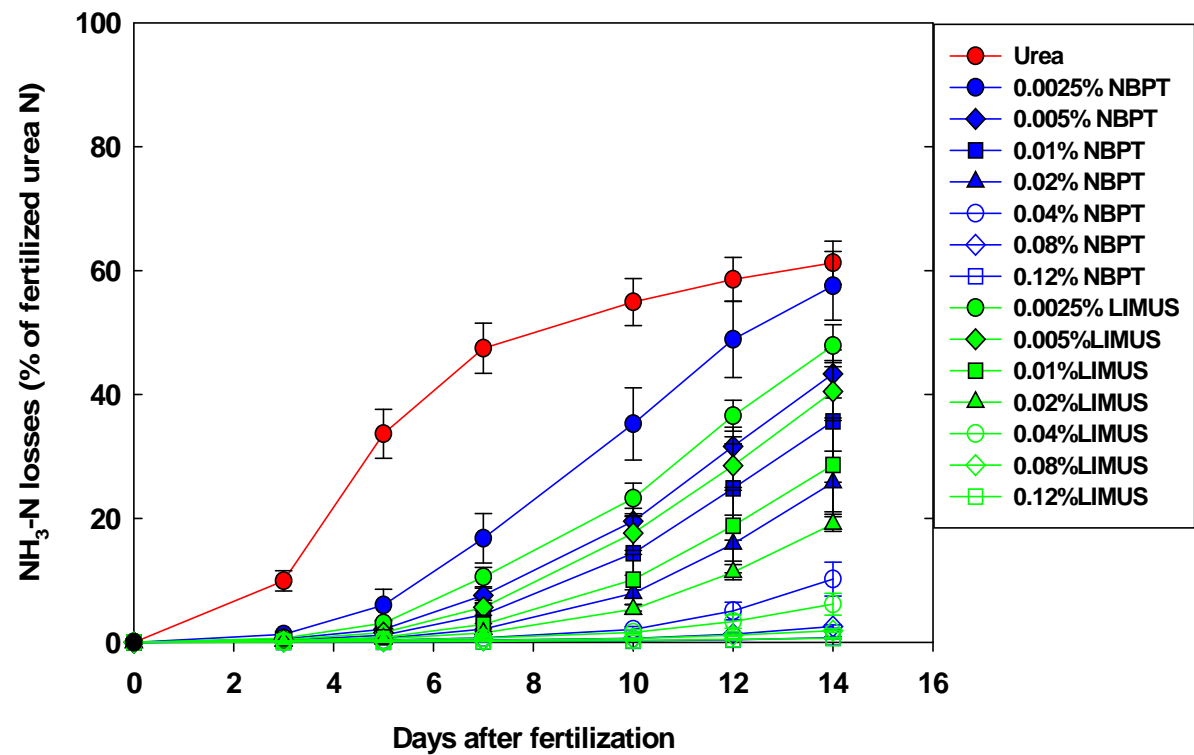
Source from Agricultural Center, BASF SE

- 
- **Effect on  $\text{NH}_3$  loss under fully controlled environmental conditions without plants (incubation experiments)**
  - Effect on corn yield,  $\text{RE}_\text{N}$  and  $\text{NH}_3$  loss (field trials)

# Limus<sup>®</sup> effect on reduction of NH<sub>3</sub> loss compared with NBPT



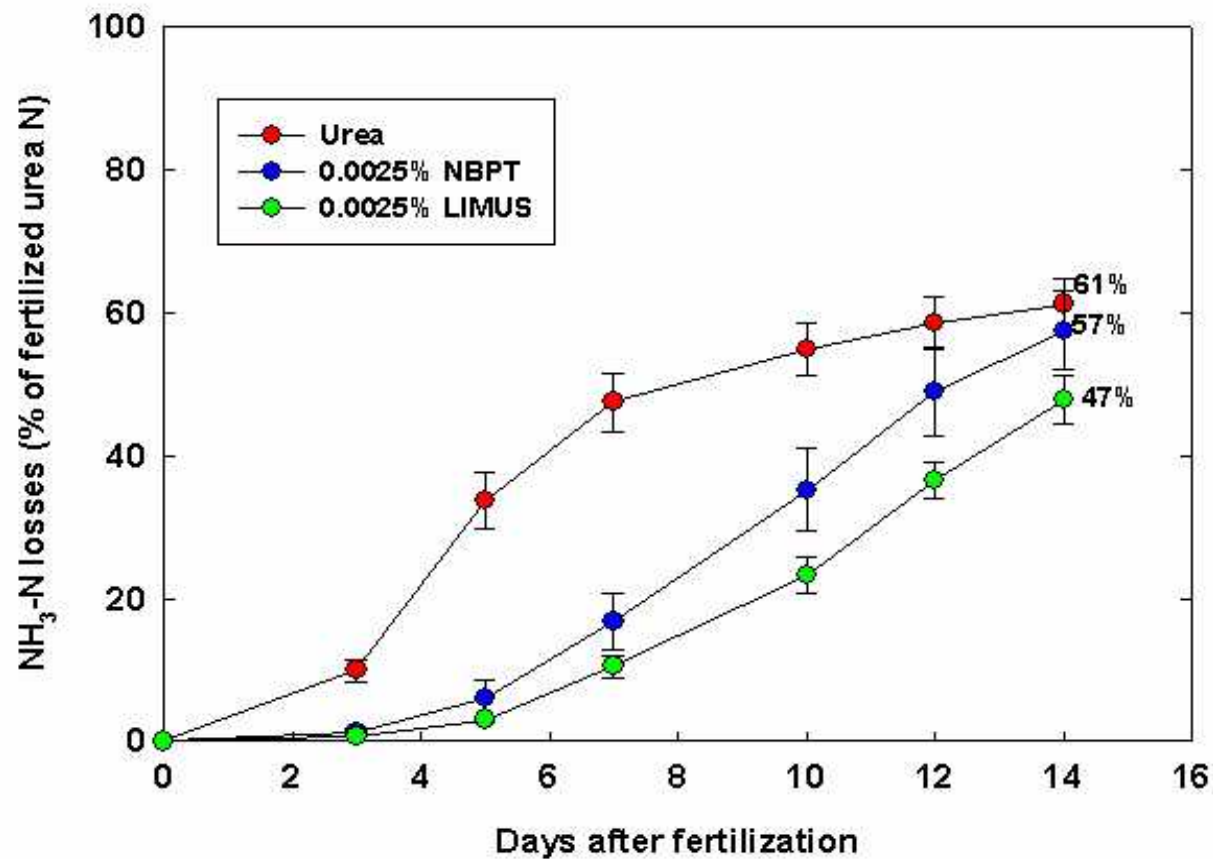
Potential of UI (NBPT/LIMUS) on reduction of NH<sub>3</sub> losses from Urea





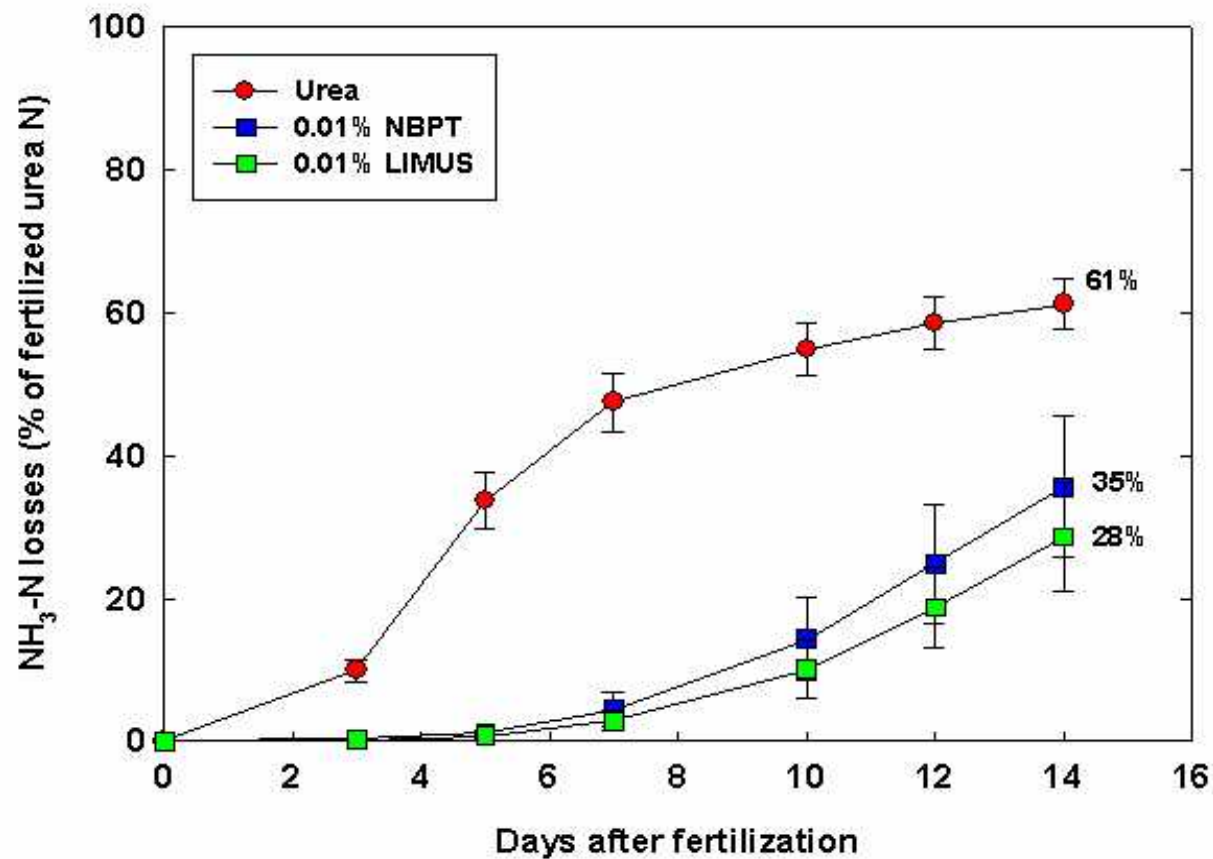
# Limus<sup>®</sup> effect on reduction of NH<sub>3</sub> loss compared with NBPT

Compared effect of 0.0025%UI(NBPT/LIMUS) on reduction of NH<sub>3</sub> losses from urea



# Limus<sup>®</sup> effect on reduction of NH<sub>3</sub> loss compared with NBPT

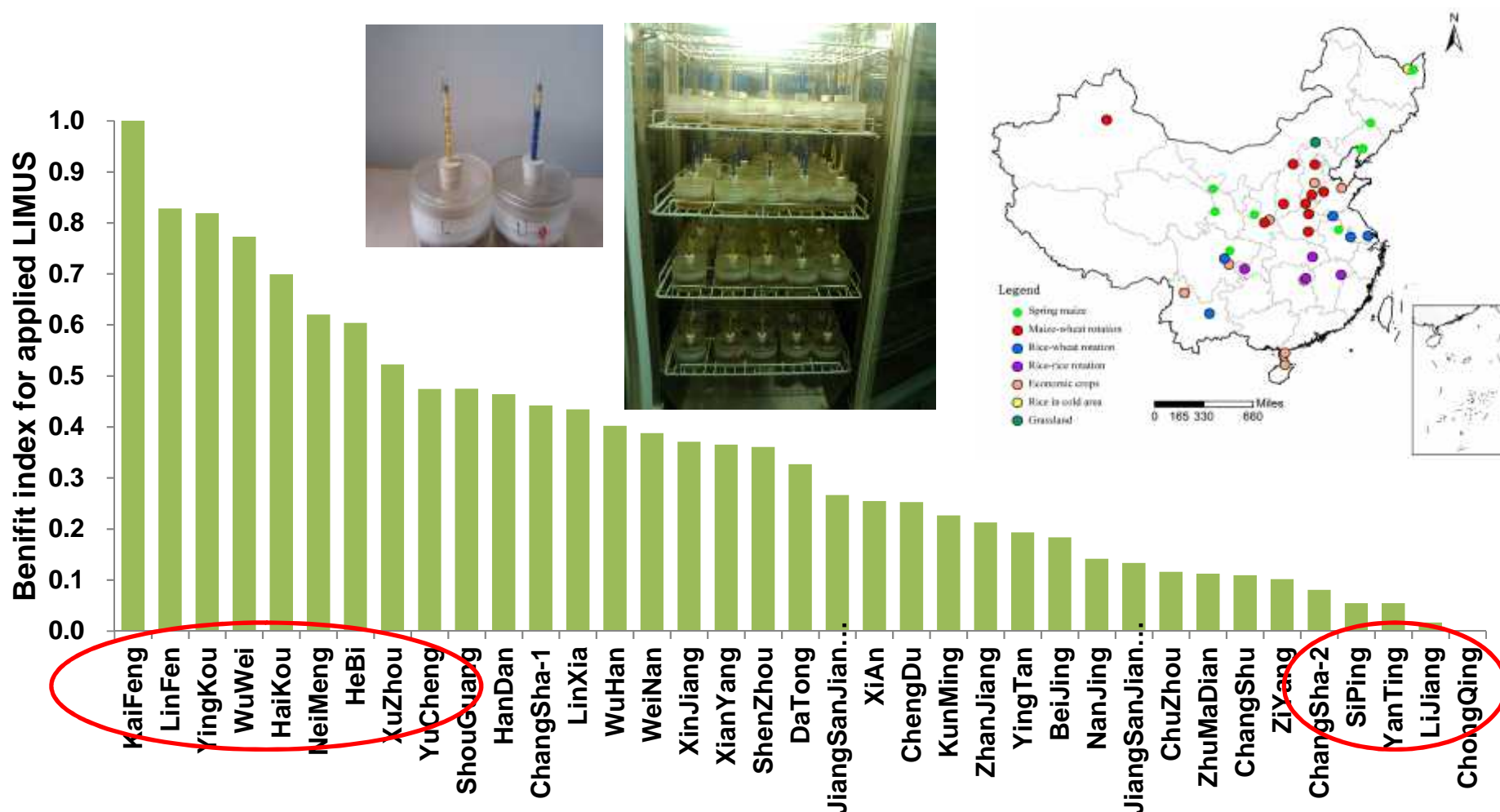
Compared effect of 0.01%UI(NBPT/LIMUS)on reduction of NH<sub>3</sub> losses from urea



Li et al., unpublished data

# Limus<sup>®</sup> effect on reduction of NH<sub>3</sub> loss for different soils

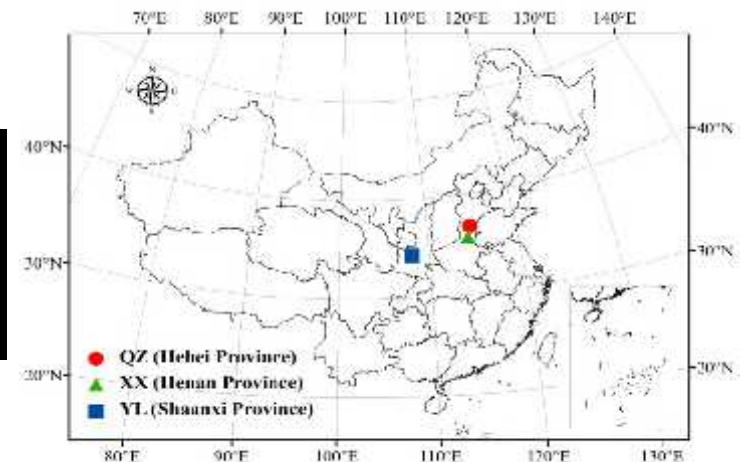
Simple NH<sub>3</sub> test system to screen soils / to demonstrate on farmer level



- 
- Effect on NH<sub>3</sub> loss under fully controlled environmental conditions without plants (incubation experiments)
  - **Effect on maize yield, RE<sub>N</sub> and NH<sub>3</sub> loss (field trials)**

# Effect of different rate of Limus<sup>®</sup> on NH<sub>3</sub> mitigation and maize yield

Treatment	Urea-N surface-applied at 3-leaf stage (kg N/ha)	Limus concentration (% w/w)
N0	--	--
Urea	130	0
L 0,04%	130	0,04
L 0,08%	130	0,08
L 0,12%	130	0,12



Li et al., unpublished data



## Effect of different rate of Limus<sup>®</sup> on NH<sub>3</sub> mitigation and maize yield

---

NH <sub>3</sub> -N loss (%)	Yangling	Xunxian	Quzhou	n=3	% reduction
Urea	10,4 a	7,6 a	12,6 a	10,2 a	
L 0,04%	6,6 b	3,0 b	5,7 b	5,1 b	50,0
L 0,08%	3,8 bc	2,7 b	4,9 b	3,8 c	62,7
L 0,12%	2,4 c	1,7 b	3,7 b	2,6 d	74,5

Li et al., unpublished data

## Effect of different rate of Limus<sup>®</sup> on NH<sub>3</sub> mitigation and maize yield

Grain yield t/ha	Yangling	Xunxian	Quzhou	n=3	rel. grain yield %
no N	5,6 a	7,5 a	4,9 a	6,0 a	74,4
Urea	7,6 b	8,8 b	7,9 b	8,1 b	<b>100</b>
L 0,04%	8,2 b	8,9 b	9,9 c	9,0 c	111,1
L 0,08%	8,0 b	8,9 b	9,9 c	8,9 c	110,4
L 0,12%	8,4 b	8,7 b	9,3 c	8,8 c	109,0

Li et al., unpublished data

## Effect of different rate of Limus<sup>®</sup> on NH<sub>3</sub> mitigation and maize yield

RE <sub>N</sub> %	Yangling	Xunxian	Quzhou	n=3	RE <sub>N</sub> response vs U %
Urea	30,8 a	20,3 a	37,5 a	29,5 a	
L 0,04%	47,2 b	24,3 a	69,0 b	46,8 b	58,6
L 0,08%	47,4 b	25,0 a	72,3 b	48,2 b	63,3
L 0,12%	52,8 b	24,3 a	72,9 b	50,0 b	69,3

RE<sub>N</sub> = (crop N uptake in applied N plot - crop N uptake in N<sub>0</sub> plot) / applied fertilizer N × 100

Li et al., unpublished data

# Conclusion

---

- Limus<sup>®</sup> played better effect on reduction of NH<sub>3</sub> losses compared with NBPT .
- Limus<sup>®</sup> addition (0,04-0,12 %w/w) can significantly reduce NH<sub>3</sub> volatilization by 50-75% compared to urea alone across three sites of NCP.
- Maize grain yield can be increased by 11% with Limus<sup>®</sup> addition (0,04-0,12 %w/w) under cultivation practice of surface-applying at 3-leaf stage, while the RE<sub>N</sub> can be significantly improved by 58-69% compared to urea alone.

# Acknowledgements

---

## CAU members:

Xuejun Liu  
Xinping Chen  
Fusuo Zhang

.....

## Collaborators:

Wolfram Zerulla  
Markus Schmid  
Gregor Pasda  
Alexander Wissemeier

.....

Special thanks to Prof. Volker Römheld

Financial supports: BASF SE, Ludwigshafen, Germany and the National Natural Science Foundation of China (40425007, 31421092).



**Thank you very much !**

